# 5030KU25

elasto-A-Mounts 50x30
50x30 A UNC3/8-16/25 Shore A

Dimensions:

| D | H |
|---|---|
| 1.97 | 1.18 |
| G1 | G2 |
| UNC3/8-16 | UNC3/8-16 |
| L1 | L2 |
| 0.98 | 0.98 |
| Elastomer | ShoreA |
| | 68 |

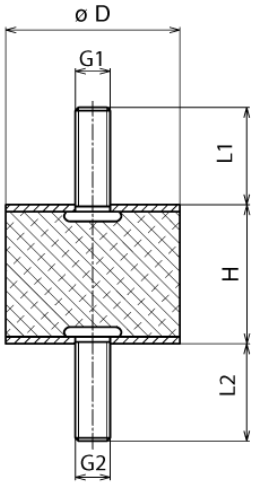


1. Table of Contents

1. Table of Contents

2. Application Analysis Data
   2.1 Calculated Results in Compression and Shear
      - Example Application

3. Recommended Compression Load

4. Recommended Shear Load

5. Compression/Injection Molded Standard Product Tolerances

6. Rubber Selection

7. Tightening Torque and Bolt Grades & Class

8. Torque Threaded Stud Test of elasto-A- and B-Mounts

9. Certificate of RoHS compliance and shelf life expectancy.



**All data are given to the best of our knowledge.**
**The performance are not guaranteed and all liability excluded. Samples are recommended.**
**Durometer Tolerance as per ASTM D2240 ± 5 Duro. A**

# 5030KU25

elasto-A-Mounts 50x30
50x30 A UNC3/8-16/25 Shore A

Dimensions:

| D | H |
|---|---|
| 1.97 | 1.18 |
| G1 | G2 |
| UNC3/8-16 | UNC3/8-16 |
| L1 | L2 |
| 0.98 | 0.98 |
| Elastomer | ShoreA |
| | 68 |

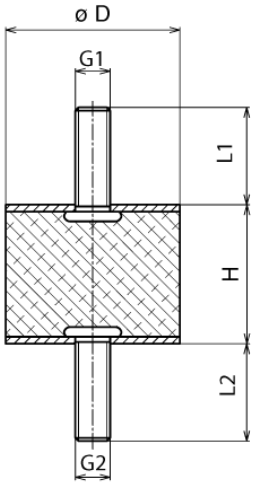


## 2. Application Analysis Data

| | | |
|---|---|---|
| Total supported weight: | | |
| Mounting Quantity | | Qty |
| Force per Mount | | [N] |
| | | kgf |
| | | lbf |
| | | [kN] |
| Frequency Source | | cpm |
| | | Hz |

## Example Application



## 2.1 Calculated Result

| Compression: | | | Shear: | | |
|---|---|---|---|---|---|
| Deflection | 0.000 | | Deflection | 0.000 | |
| Spring Rate | 665 | | Spring Rate | 130 | |
| Natural Frequency | ? | cpm | Natural frequency | ? | cpm |
| | ? | Hz | | ? | Hz |
| Frequency Ratio | ? | N/mm2 | Frequency Ratio | ? | N/mm2 |
| Calculated Isolation | ? | | Isolation | ? | |



**All data are given to the best of our knowledge.**
**The performance are not guaranteed and all liability excluded. Samples are recommended.**
**Durometer Tolerance as per ASTM D2240 ± 5 Duro. A**

# 5030KU25

elasto-A-Mounts 50x30
50x30 A UNC3/8-16/25 Shore A

Dimensions:

| D | H |
|---|---|
| 1.97 | 1.18 |
| G1 | G2 |
| UNC3/8-16 | UNC3/8-16 |
| L1 | L2 |
| 0.98 | 0.98 |
| Elastomer | ShoreA |
| | 68 |

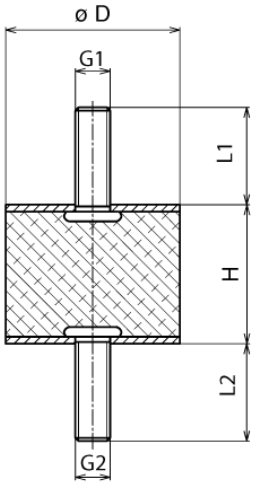


## 3. Recommended Compression Load

**Compression Information**

| | |
|---|---|
| Deflection | 0.000 |
| Spring Rate | 665 |
| Maximum Stress | 47.50 |

**Compression Deflection Information**

0.000
665.4
? Natural Frequency at max. load
?Isolation at

| | | |
|---|---|---|
| Maximum Force | | |
| Maximum Deflection | | |
| Stress | 0.00 | |
| max. force at 15% | 1.32 | |
| Natural Frequency | ? | cpm |
| | ? | Hz |
| Frequency Ratio | ? | N/mm2 |
| Calculated Isolation | ? | |

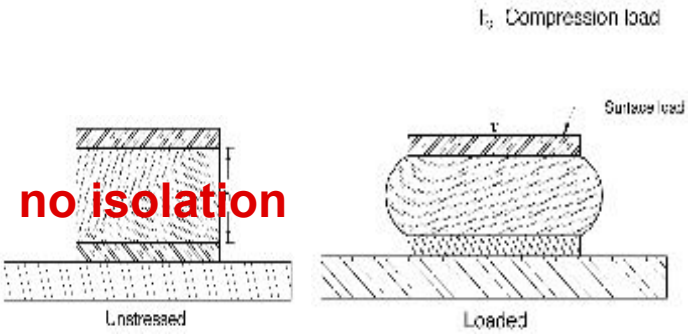




**All data are given to the best of our knowledge.**
**The performance are not guaranteed and all liability excluded. Samples are recommended.**
**Durometer Tolerance as per ASTM D2240 ± 5 Duro. A**

# 5030KU25

elasto-A-Mounts 50x30
50x30 A UNC3/8-16/25 Shore A

Dimensions:

| D | H |
|---|---|
| 1.97 | 1.18 |
| G1 | G2 |
| UNC3/8-16 | UNC3/8-16 |
| L1 | L2 |
| 0.98 | 0.98 |
| Elastomer | ShoreA |
| | 68 |

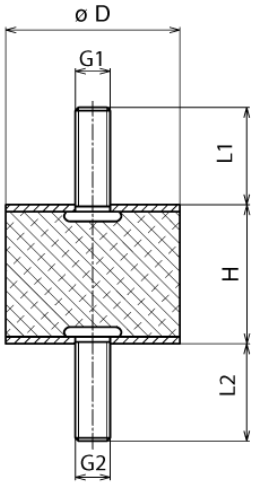


## 4. Recommended Shear Load

**Shear Information**

| | |
|---|---|
| Deflection | 0.000 |
| Spring Rate | 130 |
| max. stress | 0.77 |

**Shear Deflection Information**

0.000
129.6
? Natural Frequency by max. load
? Isolation by

| | | |
|---|---|---|
| max. Force | | |
| max. Deflection | | |
| Stress | 0.00 | |
| max. Shear Stress at 15 % | 0.26 | |
| Natural frequency | ? | 1/min |
| | ? | Hz |
| Frequency Ratio | ? | N/mm2 |
| Calculated Isolation | ? | |

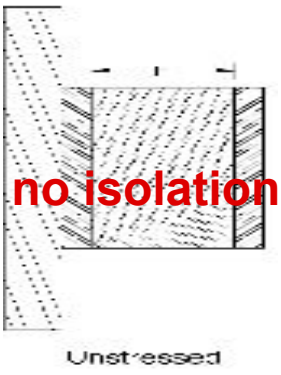


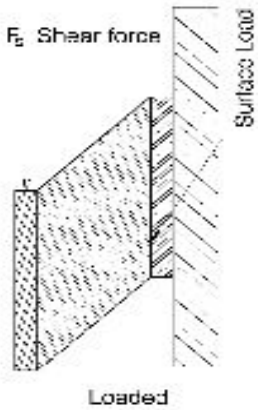




**All data are given to the best of our knowledge.**
**The performance are not guaranteed and all liability excluded. Samples are recommended.**
**Durometer Tolerance as per ASTM D2240 ± 5 Duro. A**

# 5030KU25

elasto-A-Mounts 50x30
50x30 A UNC3/8-16/25 Shore A

Dimensions:

| D | H |
|---|---|
| 1.97 | 1.18 |
| G1 | G2 |
| UNC3/8-16 | UNC3/8-16 |
| L1 | L2 |
| 0.98 | 0.98 |
| Elastomer | ShoreA |
| | 68 |

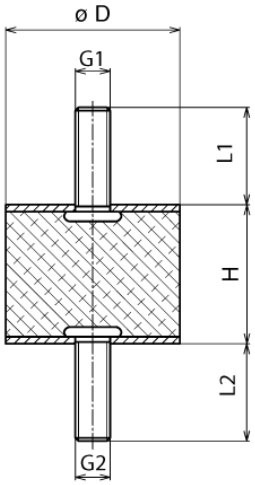


## 5. Compression/Injection Molded Standard Product Tolerances

Standard compression molded product dimensional tolerances conform to DIN ISO 3302-1 M3 C
Standard Injection molded product tolerances conform to DIN ISO 3302-1 M3 F
Further information regarding product/process quality can be provided upon request.

| Dimensions mm | | Dimensions inch | | Tolerance in mm Class M3-F DIN ISO 3302-1 | Tolerance in Inch Class M3-F DIN ISO 3302-1 | Tolerance in mm Class M3-C DIN ISO 3302-1 | Tolerance in Inch Class M3-C DIN ISO 3302-1 |
|---|---|---|---|---|---|---|---|
| from | to | from | to | mm | inch | mm | inch |
| 0 | 4 | 0 | .15" | ± 0.25 | ± .010 | ± 0.40 | ± .016 |
| 4 | 6.3 | .16" | .25" | ± 0.25 | ± .010 | ± 0.40 | ± .016 |
| 6.3 | 10 | .25" | .39" | ± 0.30 | ± .012 | ± 0.50 | ± .020 |
| 10 | 16 | .39" | .63" | ± 0.40 | ± .016 | ± 0.60 | ± .024 |
| 16 | 25 | .63" | .98" | ± 0.50 | ± .020 | ± 0.80 | ± .032 |
| 25 | 40 | .98" | 1.57" | ± 0.60 | ± .024 | ± 1.00 | ± .040 |
| 40 | 64 | 1.57" | 2.52" | ± 0.80 | ± .032 | ± 1.30 | ± .051 |
| 63 | 100 | 2.38" | 3.94" | ± 1.00 | ± .040 | ± 1.60 | ± .063 |
| 100 | 160 | 3.94" | 6.30" | ± 1.30 | ± .051 | ± 2.00 | ± .079 |
| 160 | - | 6.30" | - | ± 1.3 % | ± 1.3 % | ± 1.3 % | ± 1.3 % |

Standard rubber hardness tolerance ± 5 Shore A Durometer per ASTM D2000



**All data are given to the best of our knowledge.**
**The performance are not guaranteed and all liability excluded. Samples are recommended.**
**Durometer Tolerance as per ASTM D2240 ± 5 Duro. A**

# 5030KU25

elasto-A-Mounts 50x30
50x30 A UNC3/8-16/25 Shore A

Dimensions:

| D | H |
|---|---|
| 1.97 | 1.18 |
| G1 | G2 |
| UNC3/8-16 | UNC3/8-16 |
| L1 | L2 |
| 0.98 | 0.98 |
| Elastomer | ShoreA |
| | 68 |

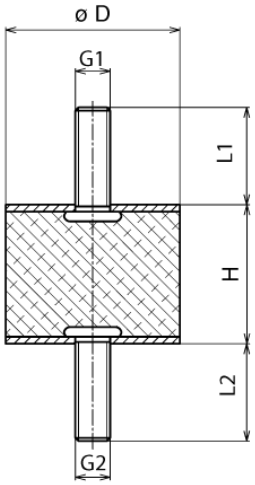


## 6. Rubber Selection

| Hardness Range (ShoreA) | Temperature Resistance Range °C (F°) | Short Term Peak Temperature C° (F°) | Tensile Strength (N/mm²) (PSI) | Tensile Eloangariotion % | Elastomer Basic Material / Chemical-Technical Discription / Below: (Trade Name) | International Description | PROPERTIES: Tensile Strength | Tear Resistance | Abrasion Resistance | Restoring Ability | Rebound Resilience | Ozone Resistance | Flame Resistance | Acid Resistance | Benzene & Mineral Oil Resistance | Gas Impermeability | Water Absorption Resistance | - Temperature Resistance | + Temperature Resistance |
|---|---|---|---|---|---|---|---|---|---|---|---|---|---|---|---|---|---|---|---|
| 25 - 95 | **-40°- 75°** (-40°- 167°) | **+100°** (212°) | **31** (4496) | 800 | Natural Rubber | NR | 2 | 2 | 2 | 2 | 1 | 4 | 5 | 3 | 5 | 4 | 3 | 2 | 4 |
| 30 - 90 | **-30°- 120°** (-22°- 248°) | **+150°** (302°) | **27.5** (3988) | 450 | Chloroprene (Baypren, Neoprene) | CR | 2 | 3 | 2 | 3 | 2 | 2 | 2 | 2 | 3 | 3 | 4 | 4 | 3 |
| 30 - 90 | **-40°- 150°** (-40°- 302°) | **+180°** (356°) | **20** (2901) | 450 | Ethylene-Propylene - Terpolymer | EPDM | 3 | 4 | 3 | 3 | 3 | 1 | 6 | 3 | 5 | 3 | 2 | 3 | 2 |
| 25 - 95 | **-40°- +140°** (-40°- 248°) | **+160°** (320°) | **25** (3626) | 500 | Ntrile Butadine (Perbunan) | NBR | 3 | 4 | 3 | 3 | 3 | 5 | 5 | 3 | 1 | 3 | 3 | 4 | 3 |
| 35 - 95 | **-30°- +110°** (-22°- 230°) | **+150°** (302°) | **25** (3626) | 450 | Styrene-Butadiene | SBR | 3 | 3 | 2 | 3 | 3 | 5 | 5 | 3 | 5 | 3 | 3 | 3 | 3 |
| 30 - 85 | **-40°- +130°** (-40°- 266°) | **+150°** (302°) | **17** (2466) | 800 | Butyl | IIR | 3 | 2 | 2 | 3 | 5 | 1 | 4 | 4 | 6 | 4 | 2 | 2 | 3 |
| 55 - 98 | **-30°- +80°** (-22°- 176°) | **+100°** (212°) | **30** (4351) | 800 | Polyurethane | PUR | 1 | 2 | 1 | 3 | 3 | 2 | 4 | 5 | 2 | 4 | 5 | 3 | 4 |
| 40 - 80 | **-70°- +180°** (-94°- 356°) | **+225°** (437°) | **8** (1160) | 250 | Silicone Rubber | SI | 5 | 5 | 5 | 5 | 2 | 1 | 4 | 3 | 5 | 5 | 4 | 1 | 1 |
| 65 - 90 | **-30°- +225°** (-22°- 437°) | **+350°** (662°) | **20** (2901) | 400 | Fluorocarbon (Viton) | FPM | 3 | 2 | 5 | 5 | 4 | 1 | 1 | 1 | 1 | 1 | - | 4 | 1 |

1 = Very Good 2 = Good 3 = Satisfactory 4 = Adequate 5 = Poor 6 = Inadequate

The above mentioned information are used for a guide and can be modified by elatometall to improve certain characteristis.



**All data are given to the best of our knowledge.**
**The performance are not guaranteed and all liability excluded. Samples are recommended.**
**Durometer Tolerance as per ASTM D2240 ± 5 Duro. A**

# 5030KU25

elasto-A-Mounts 50x30
50x30 A UNC3/8-16/25 Shore A

Dimensions:

| D | H |
|---|---|
| 1.97 | 1.18 |
| G1 | G2 |
| UNC3/8-16 | UNC3/8-16 |
| L1 | L2 |
| 0.98 | 0.98 |
| Elastomer | ShoreA |
| | 68 |

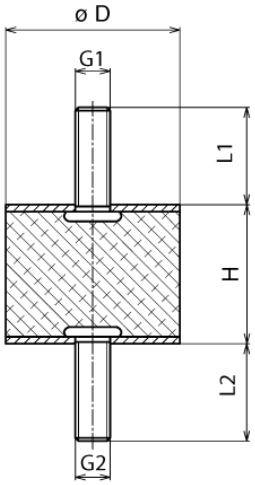


## 7. Tightening Torque and Bolt Grades & Class

Tightening Torque per ASTM A193 and A194

**Metric Units: (Metric Thread)**

| Thread Size & Pitch | CLASS 5.6 Tightening Torque (Nm) | CLASS 8.8 Tightening Torque (Nm) | CLASS 10.9 Tightening Torque (Nm) |
|---|---|---|---|
| M2 | 0.16 | 0.37 | 0.52 |
| M2.3 | 0.26 | 0.6 | 0.84 |
| M2.6 | 0.37 | 0.86 | 1.21 |
| M3 | 0.59 | 1.34 | 1.88 |
| M3.5 | 0.9 | 2.06 | 2.89 |
| M4 | 1.34 | 3.04 | 4.31 |
| M5 | 2.65 | 6.03 | 8.48 |
| M6 | 4.51 | 10.3 | 14.71 |
| M7 | 7.45 | 17.16 | 24.52 |
| M8 | 10.79 | 25.5 | 35.3 |
| M10 | 21.57 | 50.01 | 70.61 |
| M12 | 38.25 | 87.28 | 122.58 |
| M14 | 60.8 | 138.27 | 194.17 |
| M16 | 93.16 | 210.84 | 299.1 |
| M18 | 127.49 | 411.88 | 411.88 |
| M20 | 180.44 | 558.98 | 578.5 |
| M22 | 245.17 | 558.98 | 784.54 |
| M24 | 308.91 | 710.99 | 1000.28 |
| M27 | 460.92 | 1049.32 | 1480.81 |
| M30 | 522.73 | 1421.97 | 2010.38 |

**English Units: (Coarse Thread)**

| Thread Size & Pitch | GRADE 2 Tightening Torque (ft-lb) | GRADE 5 Tightening Torque (ft-lb) | GRADE 8 Tightening Torque (ft-lb) |
|---|---|---|---|
| 6-32 | 0.86 | 1.33 | 1.88 |
| 8-32 | 1.58 | 2.44 | 3.44 |
| 10-24 | 2.29 | 3.53 | 499 |
| 12-24 | 3.59 | 5.55 | 7.84 |
| 1/4-20 | 5.47 | 8.45 | 11.9 |
| 5/16-18 | 11.3 | 17.4 | 24.6 |
| 3/8-16 | 20 | 30.9 | 43.6 |
| 7/16-14 | 32 | 39.4 | 69.8 |
| 1/2-13 | 48.8 | 75.4 | 106 |
| 9/16-12 | 70.4 | 109 | 154 |
| 5/8-11 | 97.1 | 150 | 212 |
| 3/4-10 | 103 | 366 | 376 |
| 7/8-9 | 167 | 430 | 606 |
| 1-8 | 250 | 561 | 909 |
| 1-1/8-7 | 354 | 794 | 1288 |
| 1-1/4-7 | 500 | 1120 | 1817 |
| 1-3/8-6 | 655 | 1469 | 2382 |
| 1/2-6 | 869 | 1949 | 3161 |

**English Units: (Fine Thread)**

| Thread Size & Pitch | GRADE 2 Tightening Torque (ft-lb) | GRADE 5 Tightening Torque (ft-lb) | GRADE 8 Tightening Torque (ft-lb) |
|---|---|---|---|
| 6-40 | 0.96 | 1.49 | 2.1 |
| 8-36 | 1.66 | 2.57 | 3.63 |
| 10-32 | 2.61 | 4.04 | 5.7 |
| 12-28 | 3.83 | 5.92 | 8.36 |
| 1/4-28 | 6.26 | 9.7 | 13.7 |
| 5/16-24 | 12.5 | 19.3 | 27.2 |
| 3/8-24 | 22.66 | 35 | 49.4 |
| 7/16-20 | 35.7 | 55.2 | 77.9 |
| 1/2-20 | 55 | 84.9 | 120 |
| 9/16-18 | 78.5 | 121 | 171 |
| 5/8-18 | 110 | 170 | 240 |
| 3/4-16 | 115 | 297 | 420 |
| 7/8-14 | 184 | 473 | 668 |
| 1-12 | 273 | 613 | 995 |
| 1-1/8-12 | 397 | 891 | 1445 |
| 1-1/4-12 | 553 | 1241 | 2012 |
| 1-3/8-12 | 746 | 1673 | 2712 |
| 1-1/2-12 | 978 | 2194 | 3557 |

Non-Standard



**All data are given to the best of our knowledge.**
**The performance are not guaranteed and all liability excluded. Samples are recommended.**
**Durometer Tolerance as per ASTM D2240 ± 5 Duro. A**

# 5030KU25

elasto-A-Mounts 50x30
50x30 A UNC3/8-16/25 Shore A

Dimensions:

| D | H |
|---|---|
| 1.97 | 1.18 |
| G1 | G2 |
| UNC3/8-16 | UNC3/8-16 |
| L1 | L2 |
| 0.98 | 0.98 |
| Elastomer | ShoreA |
| | 68 |

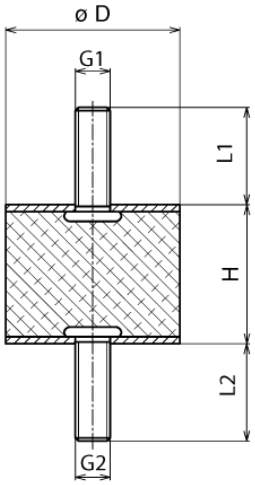


## 8. Torque Threaded Stud Test of elasto-A- and B-Mounts

Tighten flat bar steel on jaw vise. Setup required torque wrench per table. Use a nut for specimen and tighten it with torque wrench until the required torque is achieved. Loosen nut from specimen and visual check threaded studs for:

- **Stud extension**
- **Thread pitch damaged or sheered**
- **Connection between washer**
- **Broken stud**

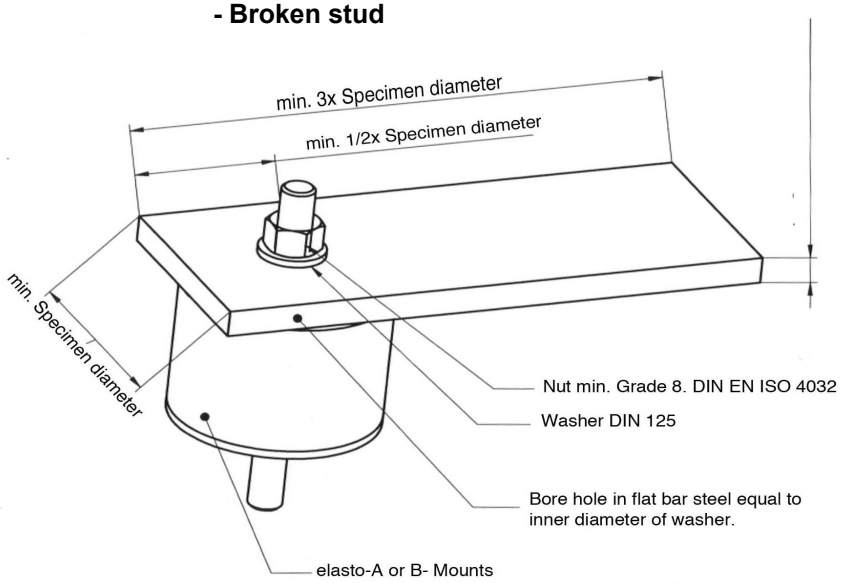




**All data are given to the best of our knowledge.**
**The performance are not guaranteed and all liability excluded. Samples are recommended.**
**Durometer Tolerance as per ASTM D2240 ± 5 Duro. A**

# 5030KU25

elasto-A-Mounts 50x30
50x30 A UNC3/8-16/25 Shore A

Dimensions:

| D | H |
|---|---|
| 1.97 | 1.18 |
| G1 | G2 |
| UNC3/8-16 | UNC3/8-16 |
| L1 | L2 |
| 0.98 | 0.98 |
| Elastomer | ShoreA |
| | 68 |

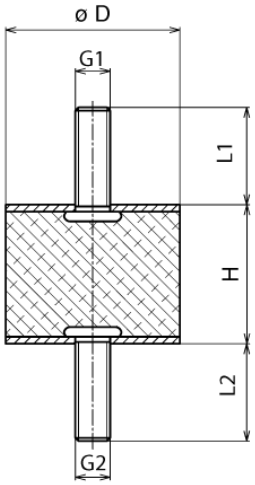


## 9. Certificate of RoHS Compliance

**Customer** _____

We confirm that these mounts are RoHS Compliance.

## 9. Shelf Life Expectancy

Rubber to metal bonded products have a shelf life expectancy of up to 20 years under certain conditions such as room temperature and avoiding direct sunlight or artificial lights.

**- ALWAYS KEEP PARTS AWAY FROM DIRECT SUNLIGHT AND BETWEEN 10° - 30° CELSIUS -**



**All data are given to the best of our knowledge.**
**The performance are not guaranteed and all liability excluded. Samples are recommended.**
**Durometer Tolerance as per ASTM D2240 ± 5 Duro. A**