

Applications

- Shipping Containers
- Silos
- Wind Power Plates
- Heavy Machinery
- Heavy Trucks
- Busses

elasto-Flex-Mounts are used on silos, shipping containers, wind power plates or other large equipment to protect them during transportation from shock and vibration. The rubber will absorb the movements and the impact to avoid damage. The elasto-Flex-Mounts can also be found in other transportation vehicles or just as noise or vibration control on heavy machinery to protect the surrounding equipments.

CHARACTERISTICS AND CAPABILITIES OF ELASTO-FLEX-MOUNTS.

-Motion Isolation: Production efficiency is only possible with preventable downtime. elasto-Flex-Mounts will protect sensitive electric motors from motion.

-Vibration Absorption: Most machinery transfers vibrations to the immediate environment. With the installation of our elasto-Flex-Mounts the vibration transfer will be prevented.

-Noise Reduction: All Machinery not isolated produce motion and noise. An effective isolation will be evident with the installation of our elasto-Flex-Mounts



ELASTO-FLEX-MOUNTS (ADVANCED DESIGN)

The design of the elasto-Flex-Mounts are developed to absorb forces in shear and in compression. The rubber is bonded on two metal plates which can be mounted on each side onto the floor, frame or equipments.

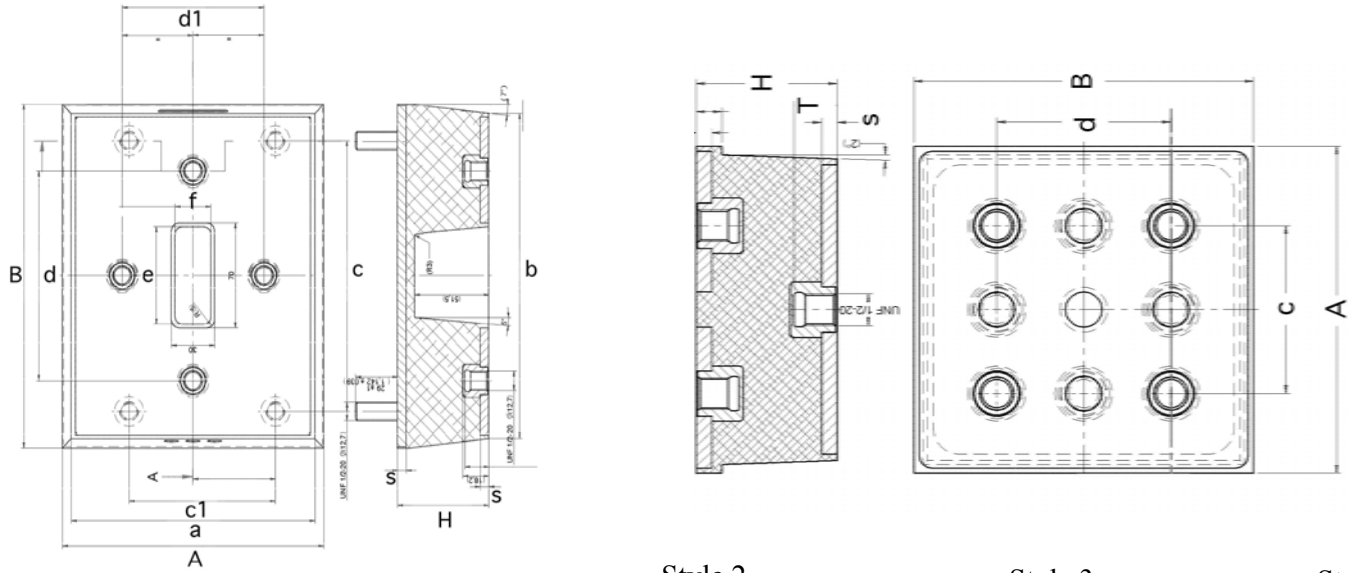
-Load Capacity: Different sizes for most applications. Mounts available are effective up to a 10 kN (20,500 LBS) load.

-Maintenance Free and Long Term Durability: The standard rubber compound is developed for rough environmental conditions.

-elastometal provides over 800 different rubber compounds for all industry applications.



The information herein is general in nature and is not intended for specific application purposes. We suggest that product samples be tested and approved based on your intended application. We reserve the right to alter specifications or withdraw products without prior notice.



Part Number	Length x Height mm (Inch) (A) x (B)	Length (Inch) (B)	Hole Separation mm (Inch) (c)	Hole Separation mm (Inch) (d)	Threads	Thread Length mm (Inch)	Style	Quality		Max. Static Compression Force		Max. Static Shear Force	
								ShoreA Duro	Elastomer	kN	lbs	kN	lbs
A1305413001w A1305413001 A1305413001h	130 x 54 (5.12) x (2.13)	130 (.50)	66.7 (2.63)	66.7 (2.63)	UNF1/2-20	-	2	43 57 68	NR	10.40 19.10 31.0	2,338 4,294 6,969	1.90 3.60 5.80	427 809 1,304
A13054130w A13054130 A13054130h	130 x 54 (5.12) x (2.13)	130 (.50)	66.7 (2.63)	66.7 (2.63)	UNF1/2-20	28.8 (1.13)	3	43 57 68	NR	10.40 19.10 31.0	2,338 4,294 6,969	1.90 3.60 5.80	427 809 1,304
A130761001w A1307613001 A130761301h	130 x 76 (5.12) x (2.99)	130 (.50)	66.7 (2.63)	66.7 (2.63)	UNF1/2-20	-	2	43 57 68	NR	7.70 14.20 23.0	1,731 3,192 5,171	1.90 3.60 5.80	427 809 1,304
A10376130w A13076130 A13076130h	130 x 76 (5.12) x (2.99)	130 (.50)	66.7 (2.63)	66.7 (2.63)	UNF1/2-20	28.8 (1.13)	3	43 57 68	NR	7.70 14.20 23.0	1,731 3,192 5,171	1.90 3.60 5.80	427 809 1,304
XX163201w XX163201 XX163201h	181 x 63.5 (7.13) x (2.5)	229 (.50)	181 (7.13)	140 (5.51)	UNF1/2-20	-	1	43 57 68	NR	30.0 56.0 91.0	6,744 12,589 20,458	4.70 8.70 14.10	1,057 1,956 3,170
XX1632w XX1632 XX1632h	181 x 63.5 (7.13) x (2.5)	229 (.50)	181 (7.13)	140 (5.51)	UNF1/2-20	28.8 (1.13)	1	43 57 68	NR	30.0 56.0 91.0	6,744 12,589 20,458	4.70 8.70 14.10	1,057 1,956 3,170
XX1526	152 x 114 (5.98) x (4.49)	-	114 (4.49)	88 (3.46)	UNF1/2-20	-	4	57	NR	21.0	4,721	4.70	1,057

The information herein is general in nature and is not intended for specific application purposes. We suggest that product samples be tested and approved based on your intended application. We reserve the right to alter specifications or withdraw products without prior notice.