

## Applications

- Shipping Containers
- Silos
- Wind Power Plates
- Heavy Machinery
- Heavy Trucks
- Busses

elasto-Flex-Mounts are used on silos, shipping containers, wind power plates or other large equipment to protect them during transportation from shock and vibration. The rubber will absorb the movements and the impact to avoid damage. The elasto-Flex-Mounts can also be found in other transportation vehicles or just as noise or vibration control on heavy machinery to protect the surrounding equipments.

### CHARACTERISTICS AND CAPABILITIES OF ELASTO-FLEX-MOUNTS.

-Motion Isolation: Production efficiency is only possible with preventable downtime. elasto-Flex-Mounts will protect sensitive electric motors from motion.

-Vibration Absorption: Most machinery transfers vibrations to the immediate environment. With the installation of our elasto-Flex-Mounts the vibration transfer will be prevented.

-Noise Reduction: All Machinery not isolated produce motion and noise. An effective isolation will be evident with the installation of our elasto-Flex-Mounts



### ELASTO-FLEX-MOUNTS (ADVANCED DESIGN)

The design of the elasto-Flex-Mounts are developed to absorb forces in shear and in compression. The rubber is bonded on two metal plates which can be mounted on each side onto the floor, frame or equipments.

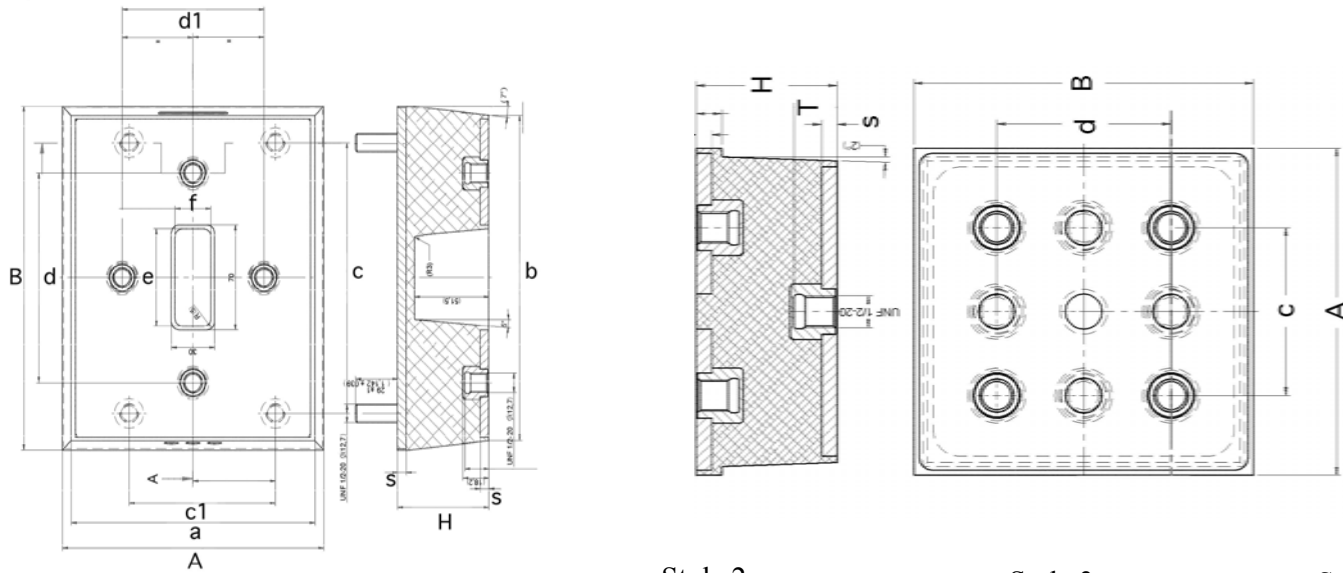
**-Load Capacity:** Different sizes for most applications. Mounts available are effective up to a 10 kN (20,500 LBS) load.

**-Maintenance Free** and Long Term Durability: The standard rubber compound is developed for rough environmental conditions.

**-elastometal** provides over 800 different rubber compounds for all industry applications.



The information herein is general in nature and is not intended for specific application purposes. We suggest that product samples be tested and approved based on your intended application. We reserve the right to alter specifications or withdraw products without prior notice.



Part Number	Length x mm (Inch) (A) x (B)	Height (B)	Length (B)	Hole Separation mm (Inch) (c)	Hole Separation mm (Inch) (d)	Threads	Thread Length mm (Inch)	Style	Quality		Max. Static Compression Force		Max. Static Shear Force	
									ShoreA Duro	Elastomer	kN	lbs	kN	lbs
A1305413001w	130 x 54 (5.12) x (2.13)	54	130 (.50)	66.7 (2.63)	66.7 (2.63)	UNF1/2-20	-	2	43	NR	10.40	2,338	1.90	427
57									19.10		4,294	3.60	809	
68									31.0		6,969	5.80	1,304	
A13054130w	130 x 54 (5.12) x (2.13)	54	130 (.50)	66.7 (2.63)	66.7 (2.63)	UNF1/2-20	28.8 (1.13)	3	43	NR	10.40	2,338	1.90	427
57									19.10		4,294	3.60	809	
68									31.0		6,969	5.80	1,304	
A130761001w	130 x 76 (5.12) x (2.99)	76	130 (.50)	66.7 (2.63)	66.7 (2.63)	UNF1/2-20	-	2	43	NR	7.70	1,731	1.90	427
57									14.20		3,192	3.60	809	
68									23.0		5,171	5.80	1,304	
A10376130w	130 x 76 (5.12) x (2.99)	76	130 (.50)	66.7 (2.63)	66.7 (2.63)	UNF1/2-20	28.8 (1.13)	3	43	NR	7.70	1,731	1.90	427
57									14.20		3,192	3.60	809	
68									23.0		5,171	5.80	1,304	
XX163201w	181 x 63.5 (7.13) x (2.5)	63.5	229 (.50)	181 (7.13)	140 (5.51)	UNF1/2-20	-	1	43	NR	30.0	6,744	4.70	1,057
57									56.0		12,589	8.70	1,956	
68									91.0		20,458	14.10	3,170	
XX1632w	181 x 63.5 (7.13) x (2.5)	63.5	229 (.50)	181 (7.13)	140 (5.51)	UNF1/2-20	28.8 (1.13)	1	43	NR	30.0	6,744	4.70	1,057
57									56.0		12,589	8.70	1,956	
68									91.0		20,458	14.10	3,170	
XX1526	152 x 114 (5.98) x (4.49)	-	-	114 (4.49)	88 (3.46)	UNF1/2-20	-	4	57	NR	21.0	4,721	4.70	1,057

The information herein is general in nature and is not intended for specific application purposes. We suggest that product samples be tested and approved based on your intended application. We reserve the right to alter specifications or withdraw products without prior notice.